



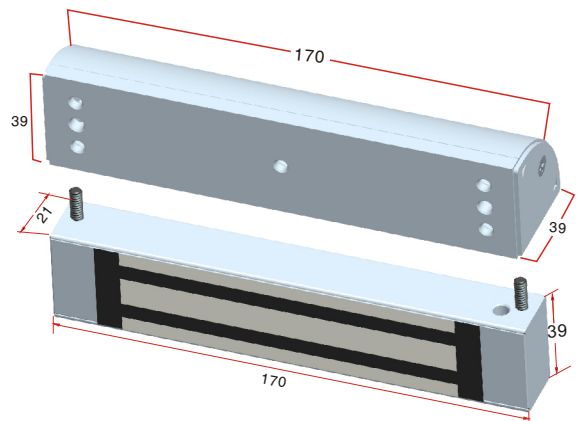
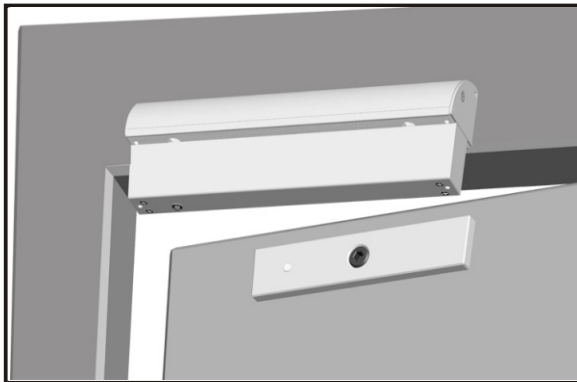
Bracket for Locks

LC Bracket for EM Lock

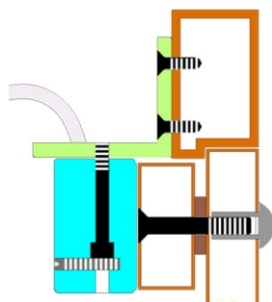
Specification

Model	Size(unit:mm)	Suitable For	Used With	Weight
ABK-180LC	170Lx39Wx39H	Frameless glass door (8-15mm)	YM-180, YM-180D	0.22kg
ABK-280LC	250Lx48Wx42H	Frameless glass door (8-15mm)	YM-280, YM-280(LED), YM-280T(LED) YM-280D, YM-280D(LED), YM-280TD(LED)	0.42kg
ABK-350LC	285Lx48Wx42H	Frameless glass door (8-15mm)	YM-350, YM-350(LED), YM-350T(LED) YM-350BZ, YM-350D, YM-350D(LED) YM-350TD(LED), YM-350DBZ	0.49kg
ABK-350LC-W	228Lx48Wx42H	Frameless glass door (8-15mm)	YM-350W, YM-350W-S	0.42kg

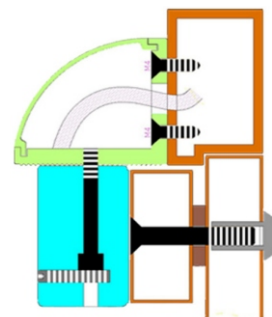
Installation



Installation steps



The power cable is exposed outside when installing the old type L bracket, it is not elegant and easy to be destroyed.



The power cable can be concealed inside the new type LC bracket, it is elegant and the cable can be protected

We create security